



SmartCOMM™ Hosted IP Complete

Mitel Aastra 6867i



Soft Keys

6 programmable soft keys help you navigate through widgets on screen.

Presence Key

Press to access the detailed contact information screens.

Context-Sensitive Softkeys

Goodbye/Hang-Up

Hold

Options

Accesses services and options to customize your phone.

Mute

Places a call on mute so caller cannot hear you.

Directory

Accesses a directory of names and phone numbers.

Message Waiting Indicator

Light will illuminate when you have a message waiting.

Navigation Keys

Use the arrows to navigate through the selections on the screen. Press the center circle to select.

Transfer Key

Transfers the active call to another number.

Conference

Begins a conference call with the active call.

Callers List

Lists most recent calls.

Redial

Lists most recent calls.

Line/Call Appearance

Volume

Adjusts volume.



Speaker/Handset










Press to answer or place call over speaker/ or to activate hands free.

SmartCOMM™ Hosted IP Complete

Mitel Aastra 6867i



Symbol	Key Description
	GOODBYE/HANG-UP KEY
	HOLD KEY
L1 / L2	LINE/CALL APPEARANCE

Symbol	Key Description
	PRESENCE KEY – Press to access the detailed contact information screens.
	OPTIONS KEY – Accesses services and options to customize your phone.
	MUTE – Places a call on mute so caller cannot hear you.
	SPEAKER/HANDSET KEY – Press to answer or place call over speaker/ or to activate hands free.
	DIRECTORY KEY – Accesses a directory of names and phone numbers.
	TRANSFER KEY – Transfers the active call to another number.
	CONFERENCE KEY – Begins a conference call with the active call.
	CALLERS LIST KEY – Lists most recent calls.
	REDIAL KEY – Press to see a list of recent calls & select to redial.